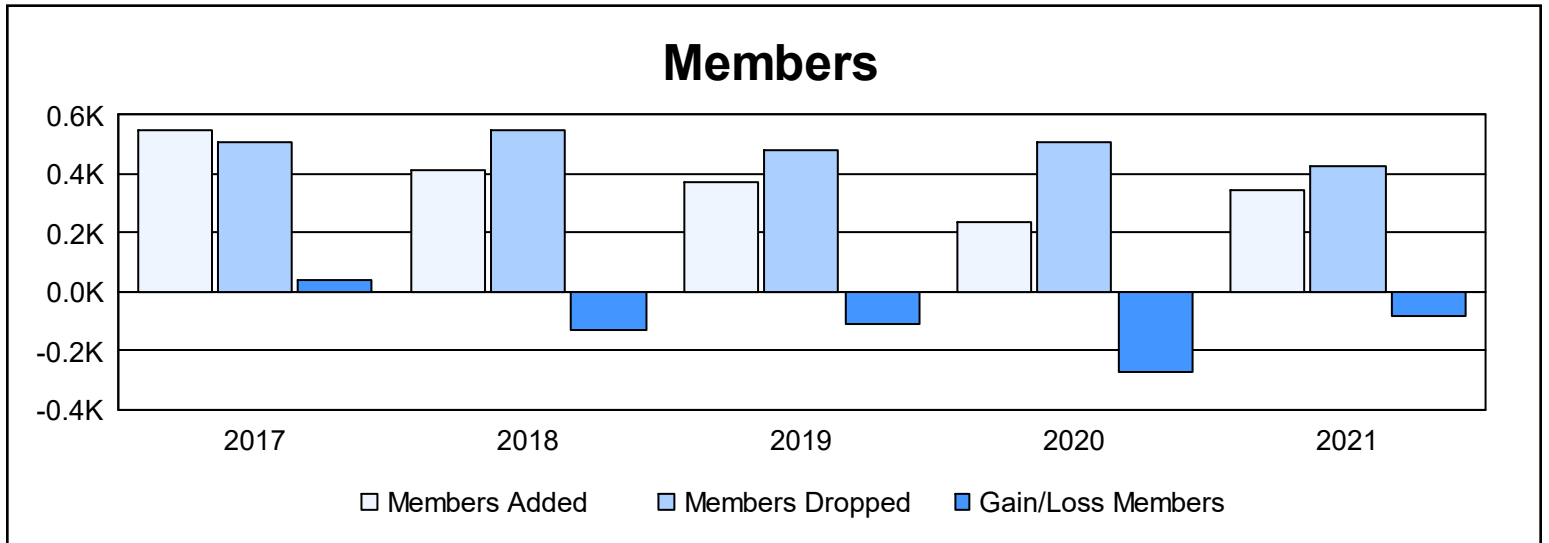
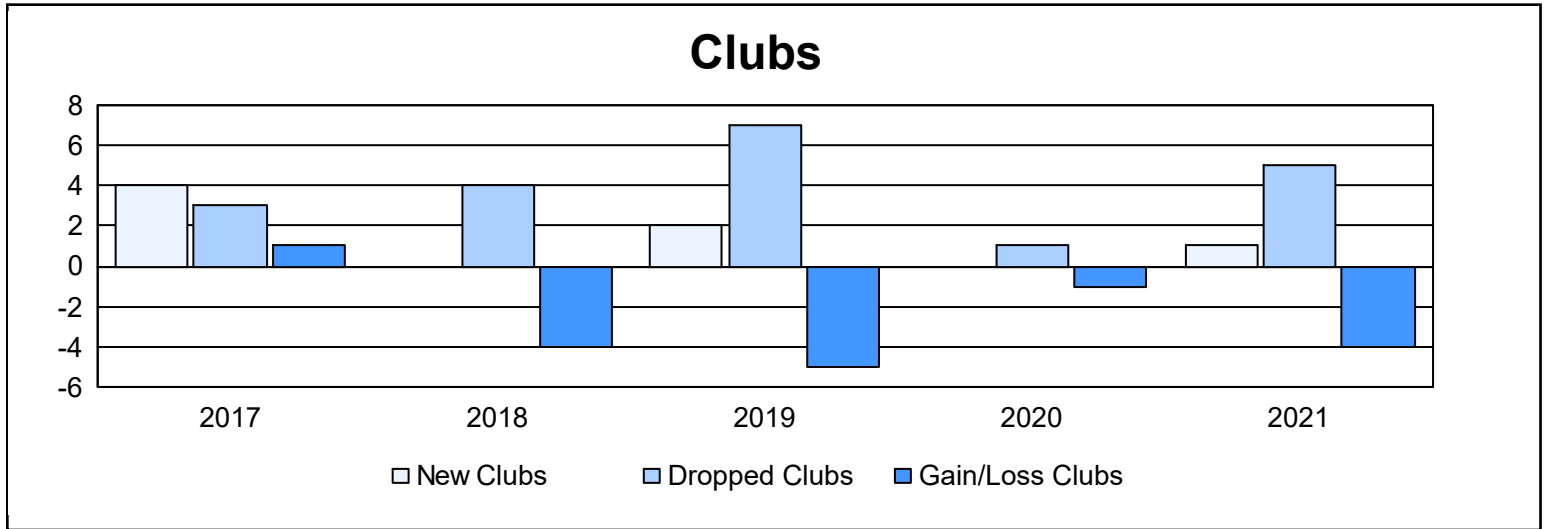
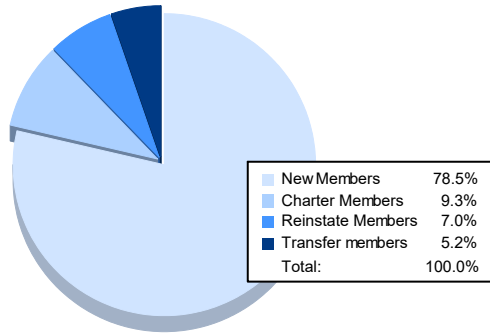


Year	New Clubs	Dropped Clubs	Gain/ Loss Clubs	New Members	Charter Members	Reinstate Members	Transfer Members	Total Member Added	Total Members Dropped	Gain/ Loss Members
2016-2017	4	3	1	390	114	24	23	551	508	43
2017-2018	0	4	-4	366	1	13	36	416	549	-133
2018-2019	2	7	-5	263	69	15	26	373	483	-110
2019-2020	0	1	-1	194	7	14	22	237	510	-273
2020-2021	1	5	-4	270	32	24	18	344	428	-84
<b>Average</b>	<b>1</b>	<b>4</b>	<b>-3</b>	<b>297</b>	<b>45</b>	<b>18</b>	<b>25</b>	<b>384</b>	<b>496</b>	<b>-111</b>



### Membership Composition June 2021 Cumulative



### Gender Composition June 2021 Cumulative

